

LOG IN

SIGN UP

TAKE YOUR
FIRST
LESSON!



HOW TO GET YOUR WHOLE SCHOOL ON CHESSKID

Liam Murphy  Aug 15, 2021 | 10842 reads

In today’s remote learning environment, many chess programs will need to be held remotely this year. **ChessKid can help!**

Some schools are making the move to get their entire school registered on ChessKid to make sure their kids keep learning during this time. For schools and programs registering 100+ kids on ChessKid you are eligible for an [Enterprise Account](#), which simply gives you increased control and more teacher management.



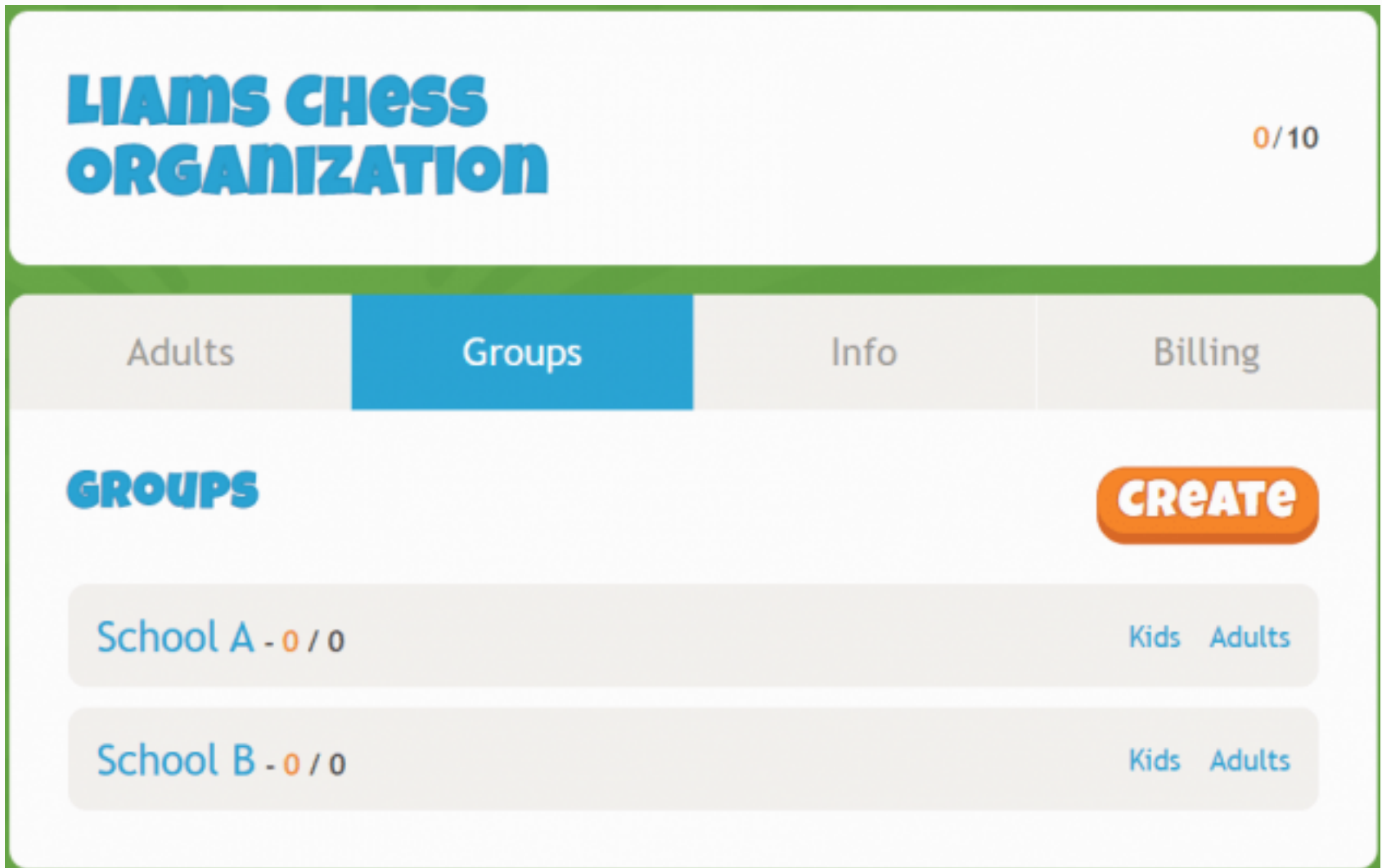
If you would like to turn your current account into an Enterprise account, or would like to set one up you, or a member of your school or district, can email me at liam@chesskid.com for help with this.

Main Benefits of Enterprise Accounts

Creating Multiple Groups:

You can create multiple groups to organize where the kid accounts are stored. Enterprise owners first create an organization and the groups live under the organization. Districts, or those that teach at multiple schools, may use this feature to create different groups for different schools.

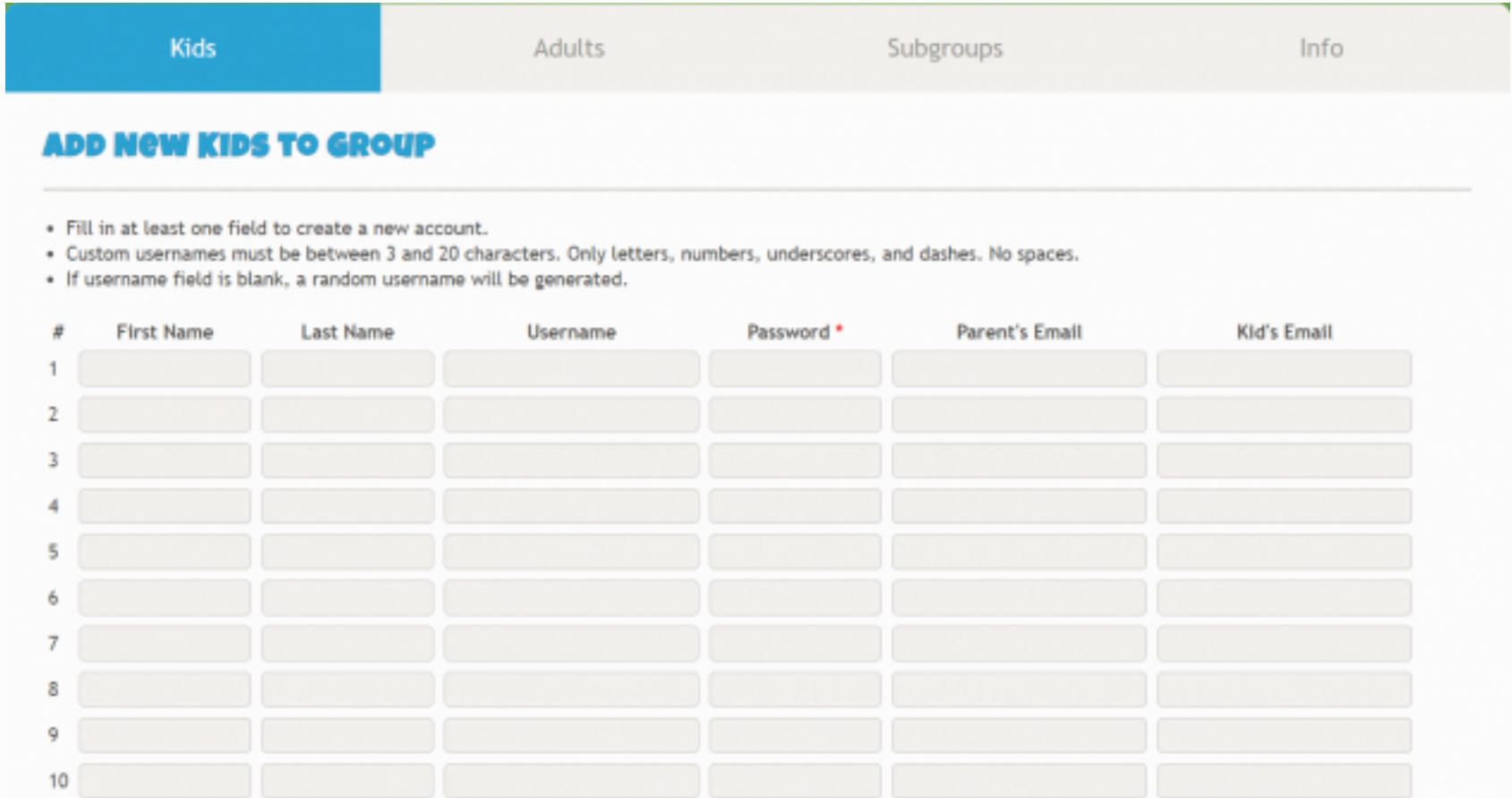
Those who are trying to enroll their whole school on ChessKid may create different groups for the different grades. I have seen many different programs organize their Enterprise accounts in many different ways!



In the example above I have created two different groups, School A and School B, for "Liam's Chess Organization"

Creating Many Kid Accounts Fast:

With some Enterprise accounts having thousands of kids under them we knew we needed a way to create many kid accounts fast. By clicking into a group and then "add new kids" you can access the easy to use spreadsheet seen below.



In the spreadsheet I like to fill out first name, last name, username, and password

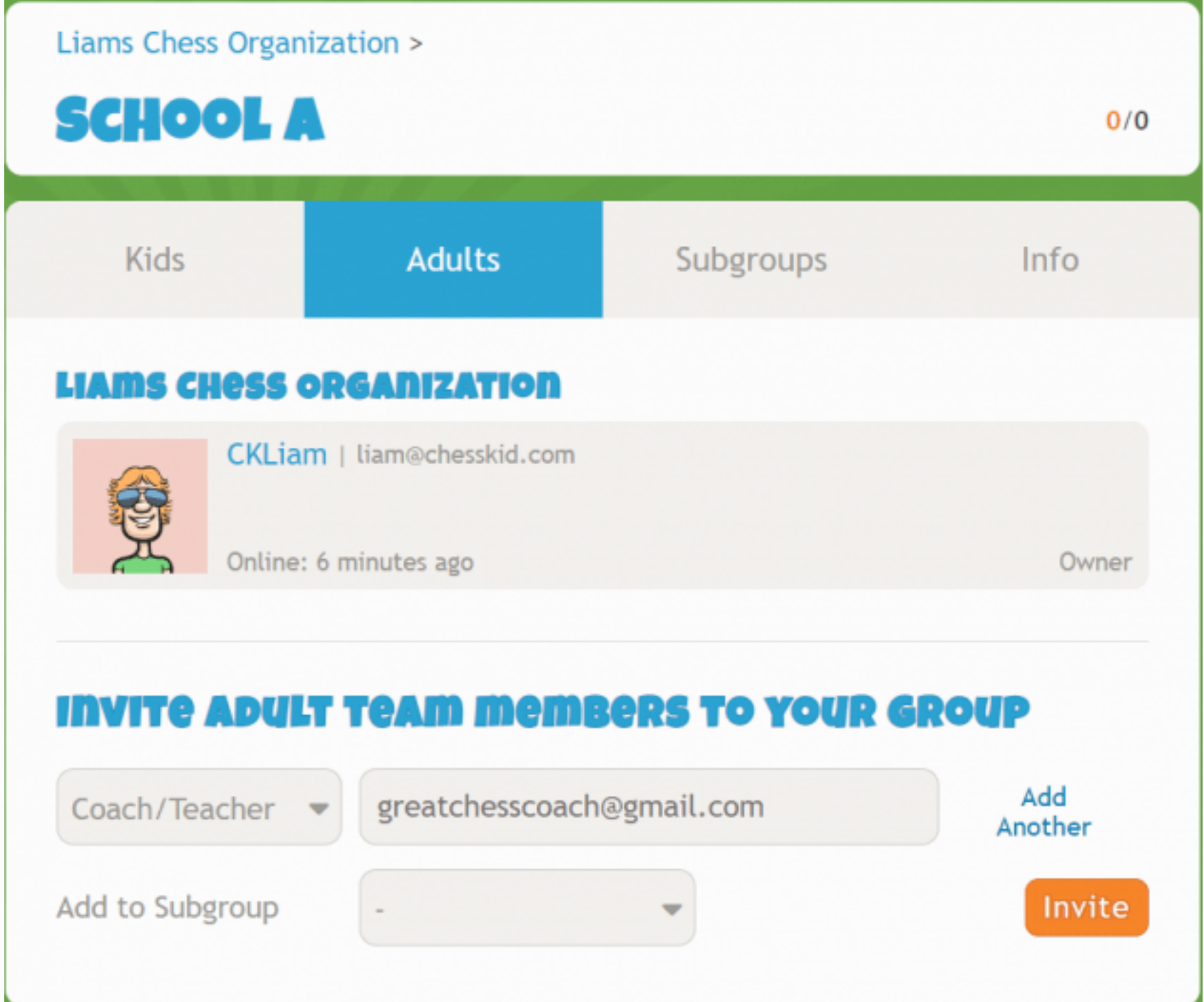
To make communicating the kid accounts login information to parents easy, I like to set up the kid accounts in a specific way. For example, if the group I was creating the kid accounts for was named Amherst Middle School I would name all the kid accounts AMS+FirstName+LastInitial.

So if a child's name was John Smith their account would be AMSJohnS. I would also initially use the same easy to remember password "amschess" (you can have kids change passwords when they log in).

By setting the accounts up this way this allows you to send one BCC email to all the parents of the school telling them their child's login information is AMS+FirstName+LastInitial and they all have a password of amschess. Keep in mind usernames are not case sensitive but passwords are.


Inviting Other Adult Accounts:

Another key feature of Enterprise accounts is the ability to invite other adults to help create the kid accounts and manage the groups. There are three different power levels to adult accounts. Owners and directors who are able to see all the different groups, and coach/teachers who are only able to see the kids in the group they're invited to.



In the example above I am inviting "greatchesscoach@gmail.com" to be a coach/teacher of the group School A

Creating multiple groups, quickly creating kid accounts, and the ability to invite other adults are just some of the features of Enterprise Accounts. If you are looking to get your district, school, or large program setup with an Enterprise account email me at liam@chesskid.com for help!



More by CKLiam...

- [Top 5 Ways to Use New Analysis Board for Online Lessons](#)
- [US Chess/ChessKid Online Elementary Championship a Great Success!](#)
- [Why Did My Kid Lose That Game?](#)
- [How to Conduct an Online Lesson with ChessKid](#)
- [Were You a Top Puzzle Solver?](#)



Articles



Authors



Curriculum



Glossary



Testimonials



How To Use ChessKid

Search



BECOME A
MEMBER OF
THE CHESSKID
FAMILY

JOIN FOR FREE

